



### District Report Card: 2017


<b>State:</b> Rajasthan	<b>District:</b> Barmer
<b>Class:</b> 5	<b>Subject:</b> Mathematics
<b>Schools:</b> 60	<b>Students:</b> 959


### Participation/Coverage


#### Students

<div>GENDER</div> <div></div>	Boys		Girls	
	Number	%	Number	%
	503	52.45	456	47.55

<div>AREA</div> <div></div>	Rural		Urban	
	Number	%	Number	%
	946	98.64	13	1.36

<div>CATEGORY</div> <div></div>	SC		ST		OBC		GEN	
	Number	%	Number	%	Number	%	Number	%
	272	28.36	55	5.74	565	58.92	67	6.99

<div>CWSN</div> <div></div>	LD	VI	HI	S&LD	ID	Oth
	9	22	0	5	3	9

<div>Management</div> <div></div>	Government		Government-aided	
	Number	%	Number	%
	959	100.00	0	0.00

### Average Performance of Students in Mathematics (%)

Overall	Gender		Area		Management		Social Group			
	Male	Female	Rural	Urban	Govt.	Aided	SC	ST	OBC	GEN
71.30	71.61	70.95	71.46	59.49	71.30	0.00	74.22	66.55	70.24	72.24

## Performance on Learning Outcomes (LOs)

Learning Outcomes	Description	Average Performance(%)
M401	Applies operations of numbers in daily life situations	72.16
M412	Explores the area and perimeter of simple geometrical shapes (triangle, rectangle, square) in terms of given shape as a unit	72.84
M418	Calculates time intervals/duration of familiar daily life events by using forward or backward counting/addition and subtraction	88.15
M421	Represent the collected information in tables and bar graphs and draws inferences from these	57.87
M501	Reads and writes numbers bigger than 1000 being used in her/his surroundings	82.27
M504	Estimates sum, difference, product and quotient of numbers and verifies the same using different strategies like using standard algorithms or breaking a number and then using operation	57.64
M505	Finds the number corresponding to part of a collection	70.41
M506	Identifies and forms equivalent fractions of a given fraction	56.62
M508	Converts fractions into decimals and vice versa	78.11
M509	Classifies angles into right angle, acute angle, obtuse angle and represents the same by drawing and tracing	78.79
M512	Relates different commonly used larger and smaller units of length, weight and volume and converts larger units to smaller units and vice versa	85.33
M513	Estimates the volume of a solid body in known units.	53.05
M514	Applies the four fundamental arithmetic operations in solving problems involving money, length, mass, capacity and time intervals	66.78
M515	Identifies the pattern in triangular numbers and square number	66.63
M516	Collects data related to various daily life situations, represents it in tabular form and as bar graphs and interprets it	74.79

Range of Performance of Students who Answered Correctly							
Below 30%		30% - 50%		50% - 75%		Above 75%	
Number	%	Number	%	Number	%	Number	%
30	3.13	96	10.01	416	43.38	417	43.48

## Lowest Performing Learning Outcomes (LOs)

- 1 - Estimates the volume of a solid body in known units. (53.05)
- 2 - Identifies and forms equivalent fractions of a given fraction (56.62)
- 3 - Estimates sum, difference, product and quotient of numbers and verifies the same using different strategies like using standard algorithms or breaking a number and then using operation (57.64)
- 4 - Represent the collected information in tables and bar graphs and draws inferences from these (57.87)
- 5 - Identifies the pattern in triangular numbers and square number (66.63)